

## SI ADDENDUM B – COURSES AND CLASS FLAGS

### ALPHA Course

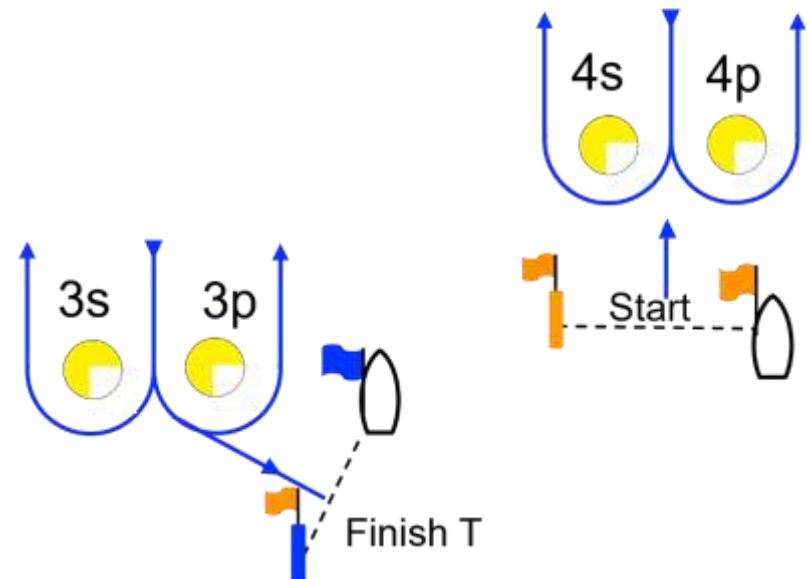

Class	Class Flag
ILCA 4	ILCA Insignia on Yellow
ILCA 6	ILCA Insignia on Green

Mark	Description
Pin End Start	Orange dan buoy with orange flag
Pin End Finish	Blue dan buoy with blue flag
1 and 4s/4p	Yellow cylindrical buoys
2 and 3s/3p	Yellow cylindrical buoys with 300mm black bands

Class	Signal	Mark Rounding Order
ILCA 4	I1	Start – 1 – 2 – 3s/3p – finish
	I2	Start – 1 – 4s/4p – 1 – 2 – 3s/3p – Finish
ILCA 6	O1	Start – 1 – 2 – 3s/3p – Finish
	O2	Start – 1 – 2 – 3s/3p – 2 – 3s/3p – Finish

#### Note:

1. Marks 1 and 2 will be left to port.
2. Marks 3s/3p, 4s/4p are gates.
3. When sailing from Mark 3 to the finish boats shall pass between 3s/3p.
4. Diagram not to scale, angles approximate.



## SI ADDENDUM B – COURSES AND CLASS FLAGS

### BRAVO Course

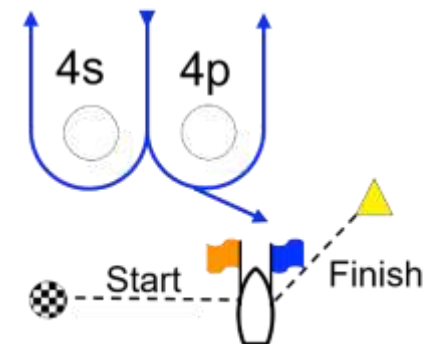
Class	Class Flag
29er	White 29er Insignia on Orange
Nacra 15	Nacra Insignia on White
13ft Skiff	WASZP Insignia on Gold
WASZP	WASZP Insignia on Gold

Mark	Description
Pin End Start	Black and white check buoy
Pin End Finish	Yellow triangle buoy
1o, 4s and 4p	White cylindrical buoys
1i	Orange cylindrical buoy

Class	Signal	Mark Rounding Order
29er, 13ft Skiff	L1	Start – 1i – 4s/4p – Finish
	L2	Start – 1i – 4s/4p – 1i – 4s/4p – Finish
	L3	Start – 1i – 4s/4p – 1i – 4s/4p – 1i – 4s/4p – Finish
Nacra 15, WASZP	L1	Start – 1o – 4s/4p – Finish
	L2	Start – 1o – 4s/4p – 1o – 4s/4p – Finish
	L3	Start – 1o – 4s/4p – 1o – 4s/4p – 1o – 4s/4p – Finish

Note:

1. Marks 1i, 1o will be left to port.
2. Marks 4s/4p is a gate.
3. When sailing from Mark 1o/1i to the finish boats shall pass between 4s/4p.
4. Diagram not to scale, angles approximate.

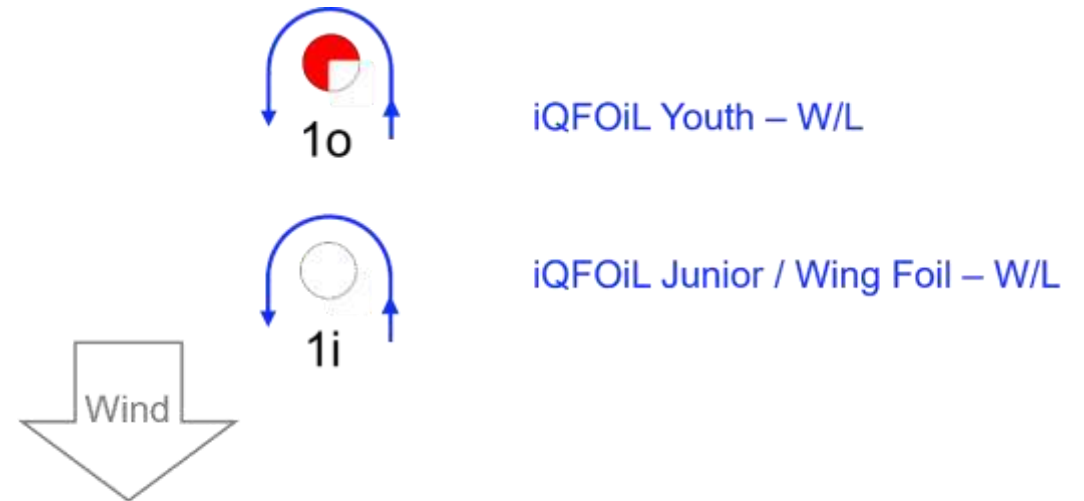


## SI ADDENDUM B – COURSES AND CLASS FLAGS

### CHARLIE – Windward / Leeward Course

Class	Class Flag
iQFOiL Youth	White iQFOiL Insignia on Navy Blue
iQFOiL Junior	Red iQFOiL Insignia on White
Wing Foil	Red iQFOiL Insignia on White

Mark	Description
Pin End Start	Stick mark with orange flag
Pin End Finish	Stick mark with blue flag
1o 4s/4p	Red cherry buoy
1i	White cherry buoy



#### iQFOiL Youth

Signal	Mark Rounding Order
LR2	Start – 1o – 4s/p – 1o – 4s/4p – Finish
LR3	Start – 1o – 4s/4p – 1o – 4s/4p – 1o – s/4p – Finish

#### iQFOiL Junior/Wing Foil

Signal	Mark Rounding Order
LR2	Start – 1i – 4s/p – 1i – 4s/4p – Finish
LR3	Start – 1i – 4s/4p – 1i – 4s/4p – 1i – 4s/4p – Finish

#### Note:

1. Marks 1o and 1i will be left to port.
2. Mark 4s/4p is a gate.
3. When sailing from Mark 1o/1i to the finish boats shall pass between 4s/4p.
4. Diagram not to scale, angles approximate.

## SI ADDENDUM B – COURSES AND CLASS FLAGS

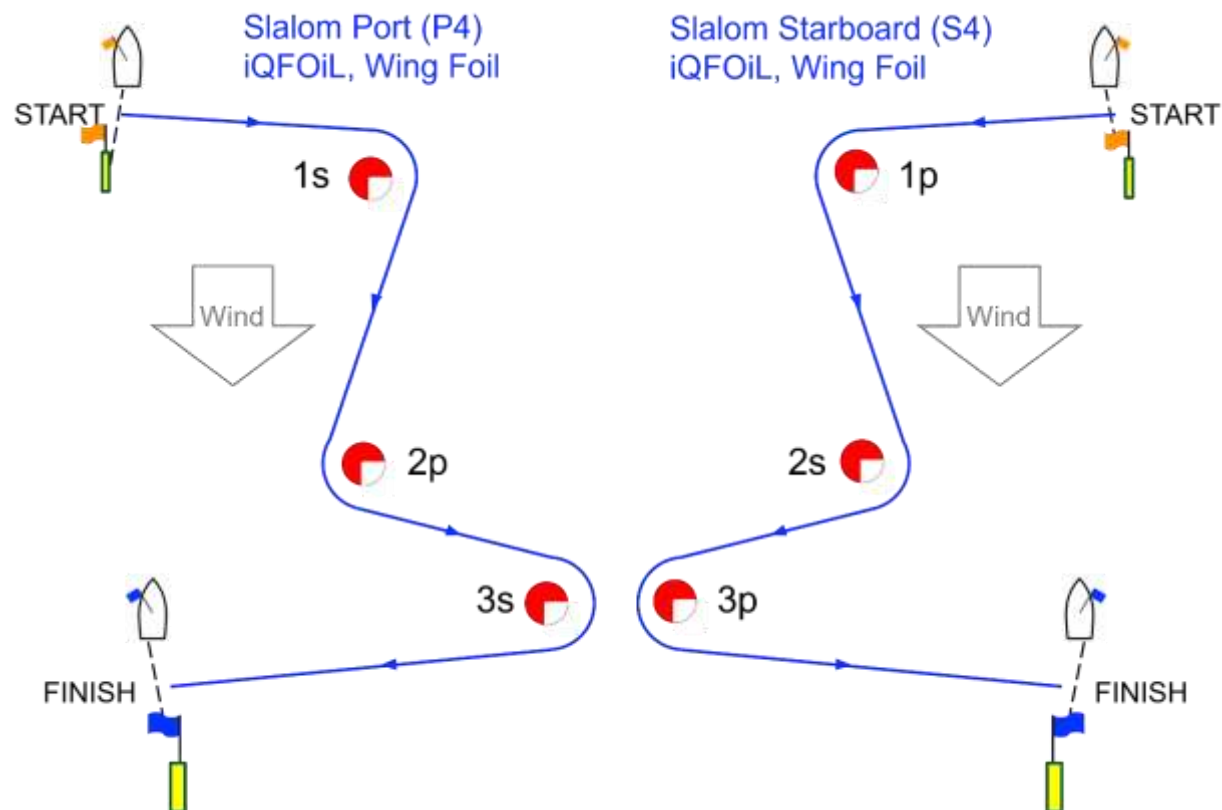
### CHARLIE – Slalom Course

Class	Class Flag
iQFOiL Youth	White iQFOiL Insignia on Navy Blue
iQFOiL Junior	Red iQFOiL Insignia on White
Wing Foil	Red iQFOiL Insignia on White

Mark	Description
Pin End Start	Stick mark with orange flag
Pin End Finish	Stick mark with blue flag
1,2 & 3	Red cherry buoy

### iQFOiL Youth, iQFOiL Junior, Wing Foil – Slalom

Signal	Mark Rounding Order
S4	Start – 1P – 2S – 3P – finish
P4	Start – 1S – 2P – 3S – Finish



## SI ADDENDUM B – COURSES AND CLASS FLAGS

### DELTA Course

Class	Class Flag
Optimist Open	Black Optimist Insignia on White
Optimist Inter.	White Optimist Insignia on Blue

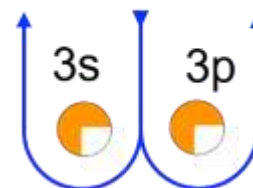
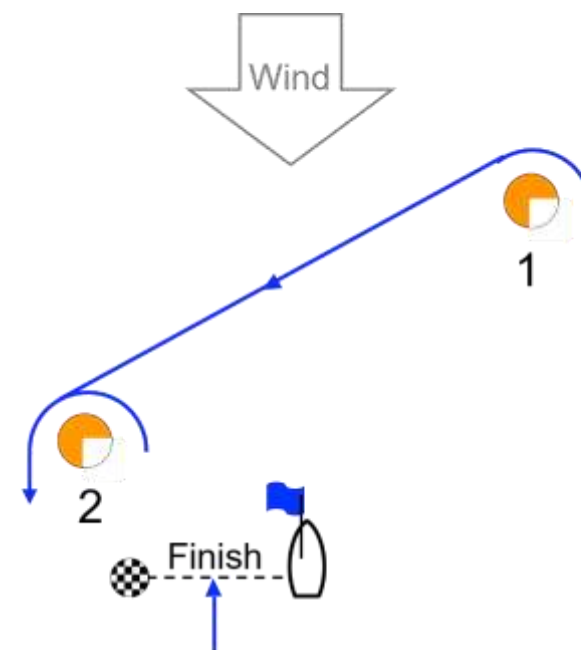
Mark	Description
Pin End Start	Pin boat with orange flag
Pin End Finish	Black and white checked cylindrical buoy
1 and 2	Orange conical buoys
3s/3p	Orange cylindrical buoys

### Optimist

Class	Signal	Mark Rounding Order
Optimist Intermediate	I1	Start – 1 – 2 – 3s/3p – Finish
Optimist Open	I1	Start – 1 – 2 – 3s/3p – Finish

Note:

1. Marks 1, and 2 will be left to port.
2. 3s/3p is a gate.
3. Diagram not to scale, angles approximate.



## SI ADDENDUM B – COURSES AND CLASS FLAGS

### ECHO Course

Class	Division/Class Flag
Open Skiff	Open Skiff Insignia on White
Sabot 1 Up	Open Skiff Insignia on White
Flying 11	Blue Flying 11 Insignia on White
International 420	Blue Flying 11 Insignia on White

Mark	Description
Pin End Start	Stick mark with L flag
Pin End Finish	Stick mark with black and white checked flag
1o, 2o,3	Orange cylindrical buoys
1i and 2i	Red cylindrical buoys

#### Flying 11 & International 420

Signal	Mark Rounding Order
T1	Start – 1o – 2o – 3 – Finish
T2	Start – 1o – 2o – 3 – 1o – 2o – 3 – Finish
T3	Start – 1o – 2o – 3 – 1o – 2o – 3 – 1o – 2o – 3 – Finish

Note:

1. Marks 1o, 2o & 3 will be left to port.
2. Diagram not to scale, angles approximate.

#### Open Skiff & Sabot 1up

Signal	Mark Rounding Order
T1	Start – 1i – 2i – 3 – Finish
T2	Start – 1i – 2i – 3 – 1i – 2i – 3 – Finish
T3	Start – 1i – 2i – 3 – 1i – 2i – 3 – 1i – 2i – 3 – Finish

Note:

1. Marks 1i, 2i & 3 will be left to port.
2. Diagram not to scale, angles approximate

